

# FITEL NINJA NJ001

*Hand-Held Single Fiber  
Fusion Splicer*

**NEW**



Dust  
Resistance

Water  
Resistance


Wind  
Resistance

5 Axis  
Shock

**NJ001  
NEW  
Fusion Splicer**


The FITELNINJA NJ001 Hand-Held Single Fiber Fusion Splicer is suitable for all METRO, LAN and FTTx fibers including ultra bend-insensitive fibers. With its low-profile, compact and ruggedized body, the NJ001 offers reliable splicing under harsh environmental conditions. The large battery capacity makes it possible to perform 100 splicing and heating cycles. Combining portability, power, flexibility and field ruggedness, the NJ001 delivers fast and consistent splicing with outstanding mobility and optimal ease of use.

**Key  
Features**



### Spacious splicing chamber

The NJ001 is one of the most user-friendly splicers in the field thanks to its wide splicing chamber in relation to its size. Compared to its predecessor (S123C) there is 4 times more space around the fiber holders for easy fiber loading.



### 3 LED lamps

With an light intensity of > 300 Lux, 3 LED lights illuminating the entire splicing chamber make it easier to perform work in a dark environment. The light on the V-groove is 6 times brighter than that of its predecessor (S123C).



### The industry's first detachable V-groove

The NJ001's V-groove is detachable for easy cleaning and optimal maintenance.



## Features

- **Wide splicing chamber allowing easy fiber loading**
- **3 LED lamps**  
Brightly illuminating a wide area of the splicing chamber in a dark environment.
- **High propulsion motor**  
A powerful motor with a propulsion of 8N guarantees stable splicing even for highly rigid cables including drop and indoor cables.
- **Ruggedized design**  
The ruggedized body is designed to endure shocks, impact, water and dust.
- **Internal battery charging**
- **Compatibility with Splice-on-Connector (SOC)**  
The detachable heater clamp allows work with SOC.
- **100 cycles (Splicing and Heating) \*1) on a fully charged S946 Battery**
- **Available for ALL METRO/LAN/FTTx fibers including ultra bend-insensitive fibers**
- **Easy maintenance**  
The industry's first detachable V-groove allows ease of cleaning and maintenance. The NJ001 also features tool-less electrode replacement and mirror free alignment system.
- **PC interface software**  
Easy software upgrades, splice management, program editing and exportation of splice results.
- **Auto-start function**  
Heating and splicing processes.

\*1) In semi-auto splicing mode and regular heating mode.



## FITEL Splicer SOC partners



### Drop Resistance

76 cm drop tests from 5 different angles<sup>\*2)</sup>



### Water Resistance

Equivalent to IPX2 rating drip proof<sup>\*2)</sup>



### Dust Resistance

Equivalent to IP5X rating dust proof<sup>\*2)</sup>

\*2) Standard operations could be properly carried out after having conducted the above tests. These tests were performed at the Furukawa Electric Lab with no significant damage. This does not guarantee that the machine will always be undamaged under these conditions.

## STANDARD PACKAGE

Item	P/N	Quantity
① FITELNINJA NJ001 Main body (including S946 battery)	NJ001-X-A-0001	1
② Hard Carrying Case	HCC-03	1
③ Spare Electrodes	ELR-01	1 pair
④ AC Adapter	S978A	1
⑤ AC Cable Cord	—	1
⑥ Electrode Sharpener	D5111	1
⑦ Cleaning Brush	VGC-01	1
User Manual (CD)	UMC-01	1
Quick Reference Guide *3)	FTS-B492 or FTS-B495	1

\*3) Quick reference guides are dependent on holder type.



## SPECIFICATIONS

Applicable Fibers	SM (ITU-T G.652), MM (ITU-T G.651), DSF (ITU-T G.653), NZD (ITU-T G655), BIF/UBIF (Bend Insensitive Fiber ITU-T G.657)
Cladding Diameter	125 $\mu$ m
Coating Diameter	160 to 900 $\mu$ m
Fibers Cleave Length	5 to 10 mm or 16 mm
Average Splice Loss	SM: 0.05 dB, MM: 0.02 dB, DSF 0.08 dB, NZD 0.08 dB, BIF/UBIF: 0.05 dB
Splice Time	13 seconds
Heat Time	17 seconds (40 mm sleeve <sup>*4)</sup> , 20 seconds (60mm sleeve <sup>*4)</sup> (Pre-heat mode) <sup>*5)</sup> 31 seconds (S922: 40 mm sleeve, S921: 60 mm sleeve) (Regular mode) <sup>*5)</sup>
Splice Programs	Max. 150
Heat Programs	Max. 30
Automatic Heating Start	Available
Applicable Sleeves	20/40/60 mm
Fiber Holder	Tight holder (Loose tube applicable) or Removal fiber holder system
Tension Test	1.96 N
Splice Return Loss	60 dB or more
Fiber Image Magnification	58X
Splice Memory	Max. 1500
Image Capture Capacity	Last 100 images to be automatically captured + Up to 24 images to be stored permanently
Dimension	124W × 161D × 64.5H mm (not including rubber pad) 139W × 176D × 71H mm (including rubber pad)
Weight	970 g (with S946 battery)
Monitor	3.5" color LCD monitor
Propulsion (motor)	8 N (Designed value)
Data Output	USB ver. 2.0 mini
Battery Capacity	Typically 100 splice/heat cycles <sup>*6)</sup>
Wind Protection	Max. wind velocity of 15 m/s.
Operating Temperature	-10 to 50°C (without excessive humidity)
Storage Temperature	-40 to 60°C (without excessive humidity)
Humidity	0 to 95% RH (non-condensing)
Power Source	AC input 100 to 240 V (50/60 Hz), DC Input 11 to 17 V without any change of hardware


\*4) The heating time may vary depending on the type of sleeves.

\*5) The first heating cycle after turning the power on can be longer than the standard heating time.

\*6) The number of splicing and heating cycles the machine can perform with a fully charged battery at 20°C in semi -auto splicing mode and regular heating mode. The number of cycles may vary depending on the battery status and operating conditions.

## OPTIONAL COMPONENTS

Item		P/N	Quantity		
1	Cooling Tray	CTX-02	1		
2	USB Cable	USB-01	1		
3	Battery Pack	S946	1		
4	Tight Holder	16 mm cleave length	S712T-016	1 pair	
		10 mm cleave length	S712T-010	1 pair	
5	Fiber Holder	160 μm coating diameter fiber	S712S-160	1 pair	
		250 μm coating diameter fiber	S712S-250	1 pair	
		500 μm coating diameter fiber	S712S-500	1 pair	
		900 μm coating diameter fiber	S712S-900	1 pair	
6	Fiber Holder	Loose Tube Fiber (Left side)	S712S-LT-L	1	
		Loose Tube Fiber (Right side)	S712S-LT-R	1	
7	SOC Holders	For Ferrule	Seikoh Giken FC/SC connector (9 mm)	S712C-SGS9-L	1
			Seikoh Giken FC/SC connector (5 mm)	S712C-SGS5-L	1
			Seikoh Giken LC connector (9 mm)	S712C-SGL9-L	1
			Seikoh Giken LC connector (5 mm)	S712C-SGL5-L	1
			Seikoh Giken TOUCH Plus SC connector (9mm)	S712C-SGS9C-R	1
		For Cordage	Diamond E-2000™/F-3000™ LC/SC connector	S712C-DM25-L	1
			Seikoh Giken Cordage (5 mm)	S712C-SGC5-R	1
			Seikoh Giken Cordage (9 mm)	S712C-SGC9-R	1
			Diamond Cordage (5 mm cleave, 1.8 to 3 mm cordage)	S712C-DMC5-R1	1
8	Drop/ Indoor Cable Holders	Drop/ Indoor Cable Holder	S712S-1SM-D	1 pair	
		Low-friction Indoor Cable Holder	S712S-1SM-ST	1 pair	
9	Drop/ Cordage/ 250 to 900 μm Coating Fiber Holder	Fiber and Cordage Common Holder	S712F-CM	1 pair	
	Smart Fuse	Software Interface for Machine	SF-01	1	



## ORDERING NUMBER FORM : NJ001-

Category	Code	Description
<input type="checkbox"/> Holder Type	1	16 mm Tight holder S712T-016
	2	10 mm Tight holder S712T-010
	3	Fiber Holder System

## CONTACT US

### FURUKAWA ELECTRIC CO., LTD.

#### Head Office:

2-3, Marunouchi 2-chome,  
Chiyoda-ku, Tokyo,  
100-8322, Japan  
TEL: + 81 3 3286 3227  
FAX: + 81 3 3286 3978  
www.furukawa.co.jp  
comsales@ho.furukawa.co.jp

#### Europe:

**Furukawa Electric Europe Ltd.**  
Furukawa House  
77-85 Fulham Palace Road,  
London W6 8JD, U.K.  
Tel: + 44 (0) 20 7313 5300  
Fax: + 44 (0) 20 7313 5310  
www.furukawa.co.uk  
splicers@furukawa.co.uk

#### North & South America:

**OFS Fitel, LLC**  
2000 Northeast Expressway  
Norcross, Georgia 30071, U.S.A  
TOLL FREE: + 1 866 452 9516  
Tel: + 1 678 783 1090  
Fax: + 1 678 783 1093  
www.ofsoptics.com  
splicers@ofsoptics.com

#### China:

**Furukawa Shanghai, Ltd.  
Beijing Branch**  
Room 1108 Beijing Jing Guang  
Center Hujialou Chaoyang Dis-  
trict Beijing 100020, China  
Tel: + 86 10 8591 0608  
Fax: + 86 10 8591 0609  
www.furukawa-sh.cn

#### South East Asia:

**Furukawa Electric Singapore  
Pte. Ltd.**  
60 Albert Street, #13-10 OG  
Albert Complex, Singapore  
189969  
Tel: + 65 6224 4686  
Fax: + 65 6336 2635  
comms@furukawa.com.sg

#### Export Control Regulations

The products and/or technical information presented in this publication may be subject to the application of the Foreign Exchange and Foreign Trade Act and other related laws and regulations in Japan.  
In addition, the Export Administration Regulations (EAR) of the United States may be applicable.  
In cases where exporting or reexporting the products and/or technical information presented in this publication, customers are requested to follow the necessary procedures at their own responsibility and cost.  
Please contact the Ministry of Economy, Trade and Industry of Japan or the Department of Commerce of the United States for details about procedures.